
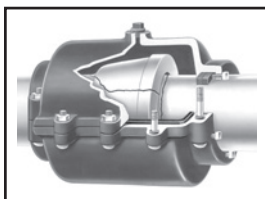


# Style 126 Bell-Pack® Sleeves



For repair of broken cast iron bell & spigot joints

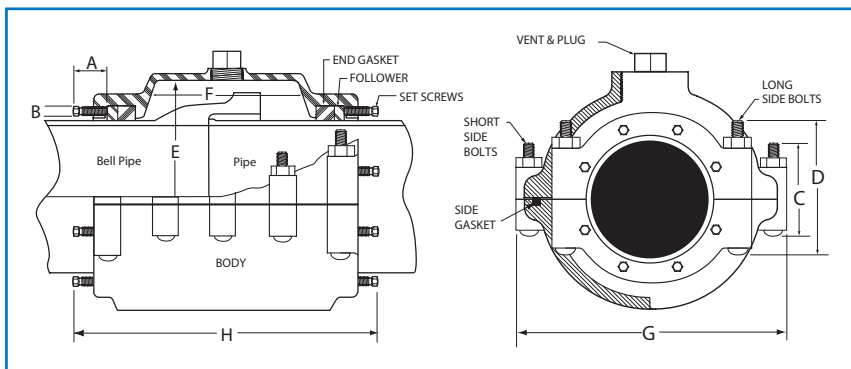
Pipeline maintenance personnel avoid pipeline shutdowns and expensive, temporary makeshift repairs by installing the Dresser Style 126 Repair Sleeve for a fast, economical and permanent repair. A sleeve of lighter weight and compact design, the Style 126 provides maximum inside dimension clearance for repairing split cast iron bells and leaking mechanical joints.



Built to rigid Dresser specifications, Style 126 repair sleeves provide the time-proven features of the Dresser rubber-packed gasket sealing design. Side bolts, which are fully enclosed within the sleeve body to prevent corrosion, are tighten to compress side gaskets providing a complete, permanent leakproof seal.

## Materials of Construction

- Body: Cast or malleable iron
- Vent Plug: Forged steel to ASTM A105 or Cast to ASTM A126-42 Class A
- Followers: Cold-formed carbon steel
- Bolts: Alloy to AWWA C111/ANSI A21.11
- Gaskets: Grade 29
- Set Screws: Carbon steel, cadmium plated
- Coating Dresser shopcoat standard; Fusion-bonded epoxy optional



## Style 126

### Specifications for Sizes 3" thru 24"

PIPE Nominal Size (CIP)	Outside Diameter (OD)	End Screws <sup>1</sup> Diam. x Length A & B	Short Side Bolts Number <sup>2</sup> Diam. x Length C	Long Side Bolts Number Diam. x Length D	Inside Dimensions		Overall Dimensions		Vent <sup>3</sup> Diam.	Max Press. PSI	Weight Shipping Each (Lbs.)
					Diam. (E)	Length (F)	Diam. (G)	Length (H)			
3	3.800	12—3/8 x 1	6—5/8 x 4	4—5/8 x 5-1/2	8-1/2	12	13	19-1/16	1	100	123
3	3.960	12—3/8 x 1	6—5/8 x 4	4—5/8 x 5-1/2	8-1/2	12	13	19-1/16	1	100	123
4	4.800	12—3/8 x 1	6—5/8 x 4	4—5/8 x 6	10	12	14-1/2	19-1/16	1	100	136
4	5.000	12—3/8 x 1	6—5/8 x 4	4—5/8 x 6	10	12	14-1/2	19-1/16	1	100	136
6	6.900	16—3/8 x 1	6—5/8 x 5	4—5/8 x 7	12-1/2	12	17-1/8	19-1/16	1	100	185
6	7.100	16—3/8 x 1	6—5/8 x 7	4—5/8 x 7	12-1/2	12	17-1/8	19-1/16	1	100	185
8	9.050	20—3/8 x 1-1/4	6—5/8 x 5	4—5/8 x 7-1/2	15-1/2	12-3/8	20-1/4	19-13/16	1	100	265
8	9.300	20—3/8 x 1-1/4	6—5/8 x 5	4—5/8 x 7-1/2	15-1/2	12-3/8	20-1/4	19-13/16	1	100	265
10	11.100	24—7/16 x 2-1/4	12—3/4 x 4	-	16-5/8	13-1/2	22-3/8	18-5/8	1	100	300
10	11.400	24—7/16 x 2-1/4	12—3/4 x 4	-	16-5/8	13-1/2	22-3/8	18-5/8	1	100	300
12	13.200	28—7/16 x 2-1/4	12—7/8 x 4	-	18-3/4	13-1/2	24-1/2	18-5/8	1	100	335
12	13.500	28—7/16 x 2-1/4	12—7/8 x 4	-	18-3/4	13-1/2	24-1/2	18-5/8	1	100	335
16	17.400	32—7/16 x 2-1/4	14—7/8 x 4	-	24	16	30	21-1/8	1	100	554
16	17.800	32—7/16 x 2-1/4	14—7/8 x 4	-	24	16	30	21-1/8	1	100	554
20	21.600	40—7/16 x 2-1/4	14—1 x 4	-	30	17	36	22-1/8	1	100	770
20	22.060	40—7/16 x 2-1/4	14—1 x 4	-	30	17	36	22-1/8	1	100	770
24	25.800	48—7/16 x 2-1/4	14—1 x 4	-	33-7/8	18	39-7/8	23-1/8	1	100	853
24	26.320	48—7/16 x 2-1/4	14—1 x 4	-	33-7/8	18	39-7/8	23-1/8	1	100	853

1- End Screws are cadmium-plated high-grade steel, and have square heads, 3/8" across flats.

2- Side Bolts are cadmium-plated high-grade steel with track heads and rolled threads through 8" size. Larger sizes are supplied with galvanized machine bolts.

3- Vent supplied with iron pipe threads or corporation threads, if specified.

SUPPLIED BY:



Anode Engineering Pty Ltd | Engineering Services  
 P: 1800 446 400  
 E: admin@anodeengineering.com  
 www.anodeengineering.com

SUPPLIED BY:



Lordco New Zealand  
 P: +64 4 939 3944  
 E: sales@lordco.co.nz  
 www.lordco.co.nz